

# GATOR™ FULL-SIZE XUV SERIES

Crossover Utility Vehicles



JOHN DEERE



RUN WITH US



## FULL-SIZE XUV SERIES

# Meet the powerful beasts— with creature comforts to spare

Brute power comes standard in our new full-size Gator™ Crossover Utility Vehicles. Our three-seater is built for serious payloads and incredible pull. The gas or diesel engines bring strength and performance when it counts. So carrying a full day's load, towing or working any attachment is second nature to this predator.



### SEATS 3, PLEASES ALL

Stretch out in this Gator XUV's roomy, comfortable cab. While still bringing an impressive towing capacity and payload capacity to your workday. Take your pick and choose your weapon:

- **M-Series Models**—step up to power steering, now with a smoother, automotive-like driving experience, whether you're on the trail or loaded down. Available in open station or with an optional Cab.
- **R-Series Models**—the ultimate comfort comes standard with our quietest cab yet and a deluxe interior.



#### Engine

54-hp (40 kW) gas-powered with three-cylinders, 12 valves and Dual Overhead Cams (DOHC) deliver the power and torque to get the job done. Electronic Fuel Injection (EFI) self-corrects for altitude from base camp all the way to the summit.



#### Automotive Style Braking

Massive twin piston 8.25-inch (20.9 cm) hydraulic disc brakes bring you to a dead stop. A 66% front brake bias helps keep the rear axle from locking up during sudden stops, so you stay in control.



#### Stable Cornering

Thanks to an unequal-length double wishbone suspension, you'll maintain excellent cornering force, so you'll stay in control through demanding situations. With or without a fully loaded cargo box.





### CHECKS ALL YOUR BOXES

To attack any trail or job site you need four elements: a powerful engine, serious suspension, brakes that keep you in control and rock-solid stability (with or without a load in the back). All of our Full-Size XUV models have all four. Excellent stability thanks to a wide-stance, low center of gravity and long wheelbase. Suspension is fully loaded, so you won't feel a thing over rocks and ridges. And Dynamic engine braking keeps you in control even headed down slope.



**Independent double-wishbone suspension**  
Impressive front and rear suspension travel (8-in. (20.32 cm) front and 9-in. (22.86 cm) to rear) makes traversing over rocks, stumps and streams feel like a day at the beach.

**High-strength steel A-arms**  
These heavy-duty units deftly balance strength and weight, providing true durability on rugged terrain.

**High ground clearance**  
11 inches (27.9 cm) of ground clearance prevents the Full-Size XUV from getting high-centered even on extremely uneven terrain.



3-PASSENGER CAB

## A Greater Gator UV.

From now on, when you think Gator™ UV, think comfort. Because our 3-Passenger Cab is loaded down with enhancements that'll make you love going to work. It's our smoothest, most accurate shifting crossover vehicle yet, 4WD now engages at the flick of a switch, and a rear-differential lock e-switch provides quick engagement. Plus an easy-to-read dash panel keeps you up to date on all of the above.



Call a cab. Standard on some models and optional on others, our factory-installed Cabs are sealed and primed to handle whatever mood Mother Nature is in today. You'll get a fully opening front windshield, additional storage space, and, wait for it, heat and air conditioning. Upgraded R Models also offer comfortable cloth seats and a tan interior.



### Power Steering

Provides smoother, easier steering for automotive-like handling and outstanding durability on the most rugged terrain.



### Easy-to-Read Dash Panel


Colorful and a breeze to read, now with indicator lights that let you see everything from speed and RPMs to gear position. There's even a new service interval indicator to keep you up to date on maintenance.



### Shift Control Lever

With an integrated park position, there's no more releasing a separate park brake. And talk about precision shifting, this is our smoothest shifting Gator UV yet.





**4WD instant engagement and electronic differential lock**

Enjoy instant 4WD traction with the flip of a switch, and when the going really gets tough, flipping the e-switch to lock the rear differential is just as easy.



**Fully opening front windshield**

Unlatch the front windshield on our cabs and open to let the outside in. Only when you want to.



**16 gallons (over 60 l) of storage**

Glove box is perfect for sunglasses and work gloves. Under-seat storage can be loaded up with a small toolbox, lunch and even extra cargo straps.



4-PASSENGER

## 4WD meets room for 4.

Engineered with people and performance in mind, these are the most comfortable, smoothest operating 4-passenger Gator XUVs ever. Every inch and element have been crafted to work hard on your behalf, day after day, job after job. Both models deliver impressive handling and maneuverability, in the field or on the hunt.

But let's talk engine power. The XUV825M S4 has a 52-hp (38kW) gas engine, so hauling anything—people or cargo—is a snap. Add to that a top speed of 44-mph (71 km/h) and you've got the most powerful 4-seater we've ever made. For those who prefer diesel, the XUV855M S4 is a wicked performer, too, with a 23-hp diesel engine and a top speed of 32 mph.

Their cargo box includes over 20 tie-downs, and the tailgate will remind you of your pickup. So managing and dumping a load is just as easy as carrying one.

That's the beast side. Now here's the beauty. These crossovers are flat-out fun to drive. More motorsport than moving van, we've loaded each down with enhancements to help take the work out of your workday. A fully independent suspension means a super smooth ride throughout. There's an easy-to-read control panel, a shift pattern with integrated park position, rear-differential lock e-switch for immediate engagement, and full-on 4WD at the flip of a switch.

Say hello to your new XUV MVP.



### Power Steering

Provides smoother, easier steering for automotive-like handling and outstanding durability on the most rugged terrain.



### Easy-to-Read Dash Panel


Colorful and a breeze to read, now with indicator lights that let you see everything from speed and RPMs to gear position. There's even a new service interval indicator to keep you up to date on maintenance.



### Shift Control Lever

With an integrated park position, there's no more releasing a separate park brake. And talk about precision shifting, this is our smoothest shifting Gator UV yet.





**4WD instant engagement and electronic differential lock**

Enjoy instant traction with the flip of a switch. Electronic differential lock button gives you a more automotive feel for instant engagement at your fingertips.



**Dynamic Engine Braking**

Go downhill in total control. It's easy with our rear wheel dynamic engine braking system. Engage 4WD and you have complete control in both your front and rear wheels.



**Folding rear seat for additional cargo space**

We don't sacrifice storage capacity to carry more passengers. Not hauling anyone? Make use of that extra space by simply flipping the rear seat over. Boom, space to store an additional 200 lb (91 kg) of cargo.



**VERSATILE CARGO BOX  
AND OPTIONAL ATTACHMENTS**



**Windshield**

Half-, full-poly or full glass available with wiper. Keep the bugs, wind and even snow off of your face.



**Warn® Winch**

The 3,500-lb (1587 kg) and 4,500-lb (2041 kg) winches pull their own weight and then some. An optional wireless remote control for added convenience is available.



**Front Brushguard**

Protect the front end from whatever comes your way. Keep your vehicle looking sharp.





This is one hardworking cargo box. It can carry up to 1,000 lb (454 kg), with 16.4 cubic feet (.46 cu m) of storage capacity even when carrying 4 passengers. It's got a pickup-style tailgate, and optional power lift for easier dumping. The sidewalls and tailgate are crafted from hardened polymer, and the load-guard and bed are heavy-gauge steel. Oh, and there's an option for factory spray-in bedliner. Now that's working hard.



#### Flat-bed mode

Composite cargo box sides can be removed in minutes to convert to a flat-bed — perfect for carrying large, awkward loads.



#### Integrated cargo management

Optional Quick-Clamp attaching system adds attachments like tool racks, divider walls and fuel containers to the cargo box in seconds (without picking up a single tool). Clamps attach to rails, offering positioning flexibility.



#### Standard gas-assist or optional power lift

A standard gas assist shock makes lifting and dumping a breeze. Add an optional power-lift kit to raise and lower the bed with the press of a button.



## Specifications

### XUV835E/M Open Station

### XUV835M/R Cab Three Across

### XUV865E/M Open Station

#### KEY SPECS

Engine power	43* kW 54* hp	43* kW 54* hp	17.0* kW 22.8 hp
Cargo box dimensions	1143 x 304.8 x 1320 mm 45 x 12 x 52 in.	1143 x 304.8 x 1320 mm 45 x 12 x 52 in.	1143 x 304.8 x 1320 mm 45 x 12 x 52 in.
Cargo box capacity (weight)	454 kg 1000 lb	454 kg 1000 lb	454 kg 1000 lb
Towing capacity	907 kg 2000 lb	907 kg 2000 lb	907 kg 2000 lb
Front Suspension	Fully independent dual A-arm with adjustable coils; 200.7 mm (7.9 in.) of travel	Fully independent dual A-arm with adjustable coils; 200.7 mm (7.9 in.) of travel	Fully independent dual A-arm with adjustable coils; 200.7 mm (7.9 in.) of travel
Rear suspension	Fully independent dual A-arm with adjustable coils and sway bar; 231.14 mm (9.1 in.) of travel	Fully independent dual A-arm with adjustable coils and sway bar; 231.14 mm (9.1 in.) of travel	Fully independent dual A-arm with adjustable coils and sway bar; 231.14 mm (9.1 in.) of travel
Final drive	Park, high, low, neutral, reverse transaxle	Park, high, low, neutral, reverse transaxle	Park, high, low, neutral, reverse transaxle
Four wheel drive	Dash switch actuated four-wheel drive system with limited slip front differential plus locking rear differential	Dash switch actuated four-wheel drive system with limited slip front differential plus locking rear differential	Dash switch actuated four-wheel drive system with limited slip front differential plus locking rear differential
Fuel capacity	42.4 L 11.2 U.S. gal.	42.4 L 11.2 U.S. gal.	42.4 L 11.2 U.S. gal.

#### ENGINE

Type	4-cycle gas, electronic fuel injection (EFI)	4-cycle gas, electronic fuel injection (EFI)	4-cycle diesel
Displacement	812 cc	812 cc	854 cc
Cooling system	Liquid	Liquid	Liquid

#### DRIVETRAIN

Transmission	Continuously Variable Transmission (CVT) with clutch enclosure	Continuously Variable Transmission (CVT) with clutch enclosure	Continuously Variable Transmission (CVT) with clutch enclosure
Traction assist	Positive locking, switch actuated rear differential lock	Positive locking, switch actuated rear differential lock	Positive locking, switch actuated rear differential lock
Descent control	Yes	Yes	Yes

#### TIRES/WHEELS

Front	25x9-12 Terrahawk AT, 27x9-R14 Maxxis® Bighorn® radials on alloy rims, or Maxxis Bighorn radials on steel rims	25x9-12 Terrahawk AT, 27x9-R14 Maxxis® Bighorn® radials on alloy rims, or Maxxis Bighorn radials on steel rims	25x9-12 Terrahawk AT, 27x9-R14 Maxxis® Bighorn® radials on alloy rims, or Maxxis Bighorn radials on steel rims
Rear	25x11-12 Terrahawk AT, 27x11-R14 Maxxis Bighorn radials on alloy rims, or Maxxis Bighorn radials on steel rims	25x11-12 Terrahawk AT, 27x11-R14 Maxxis Bighorn radials on alloy rims, or Maxxis Bighorn radials on steel rims	25x11-12 Terrahawk AT, 27x11-R14 Maxxis Bighorn radials on alloy rims, or Maxxis Bighorn radials on steel rims

#### DIMENSIONS/FEATURES

Wheelbase	2146 mm 84.5 in.	2146 mm 84.5 in.	2146 mm 84.5 in.
Operating weight (includes fuel/fluids)	861 kg 1898 lb   868 kg 1913 lb *Additional attachments and accessories will add weight	979 kg 2158 lb   1022 kg 2253 lb   1050 kg 2316 lb Additional attachments and accessories will add weight	862 kg 1845 lb   877 kg 1932 lb *Additional attachments and accessories will add weight
Length	3228 mm 127 in.	3228 mm 127 in.	3228 mm 127 in.
Width	1618 mm 63.7 in. With doors: 1763 mm 69.4 in.	1618 mm 63.7 in. With doors: 1763 mm 69.4 in.	1618 mm 63.7 in. With doors: 1763 mm 69.4 in.
Height	1981 mm 78 in. With roof: 1987 mm 78.25 in.	1981 mm 78 in. With roof: 1987 mm 78.25 in.	1981 mm 78 in. With roof: 1987 mm 78.25 in.
Tread centers	Front: 1341 mm 52.8 in. Rear: 1259 mm 49.6 in.	Front: 1341 mm 52.8 in. Rear: 1259 mm 49.6 in.	Front: 1341 mm 52.8 in. Rear: 1259 mm 49.6 in.
Ground clearance	284 mm 11.2 in.	284 mm 11.2 in.	284 mm 11.2 in.
Payload capacity	684 kg 1508 lb   677 kg 1493 lb	523 kg 1153 lb   523 kg 1153 lb   495 kg 1090 lb	683 kg 1505 lb   668 kg 1474 lb
Hitch	Standard receiver: 5.1 cm 2 in.	Standard receiver: 5.1 cm 2 in.	Standard receiver: 5.1 cm 2 in.
Color	Green and yellow, camouflage, olive and black	Green and yellow, camouflage, olive and black	Green and yellow, camouflage, olive and black
Power steering	No on E Trim; Yes on M	Yes	No on E Trim; Yes on M
Battery / Alternator / Power port	480 CCA 85 amp @ 6000 rpm, regulated, 1020 watts	480 CCA 85 amp @ 6000 rpm, regulated, 1020 watts	480 CCA 55 amp @ 7000 rpm, regulated, 660 watts
Instrumentation	Digital display (gear position, system diagnostic light, speed, rpm, 4WD indicator, rear differential indicator, fuel level, coolant temperature, hour meter, miles, and service interval warning light)	Digital display (gear position, system diagnostic light, speed, rpm, 4WD indicator, rear differential indicator, fuel level, coolant temperature, hour meter, miles, and service interval warning light)	Digital display (gear position, system diagnostic light, speed, rpm, 4WD indicator, rear differential indicator, fuel level, coolant temperature, hour meter, miles, and service interval warning light)
Storage	Four cup holders In dash Under seat: 56.69 L 2 cu ft Glovebox: 3.85 L 0.136 cu ft Optional under hood - except for HVAC units or units with dealer-installed heater kit	Four cup holders (two additional for cab units) In dash Under seat: 56.69 L 2 cu ft Glovebox: 3.85 L 0.136 cu ft Optional under hood - except for HVAC units or units with dealer-installed heater kit	Four cup holders (two additional for cab units) In dash Under seat: 56.69 L 2 cu ft Glovebox: 3.85 L 0.136 cu ft Optional under hood - except for HVAC units or units with dealer-installed heater kit
Headlights	Single-beam halogen	Single-beam halogen (single-beam LED on R Trim)	Single-beam halogen

\*The engine horsepower and torque information are provided by the engine manufacturer to be used for comparison purposes only. Actual operating horsepower and torque will be less. Refer to the engine manufacturer's website for additional information.

## Color Options



**Green & Yellow**  
Included in base price on all Full-Size XUV models.



**Olive & Black**  
Available as an option on all Full-Size XUV models.



**TrueTimber® Kanati Camo**  
Available as an option on all Full-Size XUV models.



## XUV865M/R Cab

Three Across

## XUV825M S4

Four-Person Team

## XUV855M S4


Four-Person Team

17.0* kW 22.8 hp	39* kW 52 hp	22.8 hp 17.0* kW
1143 x 304.8 x 1320 mm 45 x 12 x 52 in.	1143 x 304.8 x 1320 mm 45 x 12 x 52 in.	1143 x 304.8 x 1320 mm 45 x 12 x 52 in.
454 kg 1000 lb	454 kg 1000 lb	454 kg 1000 lb
907 kg 2000 lb	680 kg 1500 lb	680 kg 1500 lb
Fully independent dual A-arm with adjustable coils; 200.7 mm (7.9 in.) of travel	Fully independent dual A-arm with adjustable coils; 203 mm (8 in.) of travel	Fully independent dual A-arm with adjustable coils; 203 mm (8 in.) of travel
Fully independent dual A-arm with adjustable coils and sway bar; 231.14 mm (9.1 in.) of travel	Fully independent dual A-arm with adjustable coils and sway bar; 228.6 mm (9 in.) of travel	Fully independent dual A-arm with adjustable coils and sway bar; 228.6 mm (9 in.) of travel
Park, high, low, neutral, reverse transaxle	Park, high, low, neutral, reverse transaxle	Park, high, low, neutral, reverse transaxle
Dash switch actuated four-wheel drive system with limited slip front differential plus locking rear differential	Dash switch actuated four-wheel drive system with limited slip front differential plus locking rear differential	Dash switch actuated four-wheel drive system with limited slip front differential plus locking rear differential
42.4 L 11.2 U.S. gal.	27.6 L 7.3 U.S. gal.	27.6 L 7.3 U.S. gal.
4-cycle diesel	4-cycle gas, electronic fuel injection (EFI)	4-cycle diesel
854 cc	812 cc	854 cc
Liquid	Liquid	Liquid
Continuously Variable Transmission (CVT) with clutch enclosure	Continuously Variable Transmission (CVT) with clutch enclosure	Continuously Variable Transmission (CVT) with clutch enclosure
Positive locking, switch actuated rear differential lock	Positive locking, switch actuated rear differential lock	Positive locking, switch actuated rear differential lock
Yes	Yes	Yes
25x9-12 Terrahawk AT, 27x9-R14 Maxxis® Bighorn® radials on alloy rims, or Maxxis Bighorn radials on steel rims   26x9-12 Ancla® M-T or 25x9-12	27x9-R14 Maxxis® Bighorn® radials on alloy rims, or Maxxis Bighorn radials on steel rims	27x9-R14 Maxxis® Bighorn® radials on alloy rims, or Maxxis Bighorn radials on steel rims
25x11-12 Terrahawk AT, 27x11-R14 Maxxis Bighorn radials on alloy rims, or Maxxis Bighorn radials on steel rims   26x11-12 Ancla M-T or 25x11-12	27x11-R14 Maxxis Bighorn radials on alloy rims, or Maxxis Bighorn radials on steel rims	27x11-R14 Maxxis Bighorn radials on alloy rims, or Maxxis Bighorn radials on steel rims
2146 mm 84.5 in.	2895.6 mm 114 in.	2895.6 mm 114 in.
988 kg 2177 lb   1035 kg 2281 lb   1058 kg 2332 lb Additional attachments and accessories will add weight	953 kg 2101 lb	957 kg 2109 lb
3228 mm 127 in.	3921 mm 154 in.	3911 mm 154 in.
1618 mm 63.7 in. With doors: 1763 mm 69.4 in.	1574 mm 62 in.	1571 mm 62 in.
1981 mm 78 in. With roof: 1987 mm 78.25 in.	1903 mm 75 in.	1903 mm 75 in.
Front: 1341 mm 52.8 in. Rear: 1259 mm 49.6 in.	1305 mm 51.4 in.	1305 mm 51.4 in.
284 mm 11.2 in.	280 mm 11.0 in.	280 mm 11.0 in.
557 kg 1229 lb   510 kg 1125 lb   487 kg 1074 lb	592 kg 1305 lb	588 kg 1297 lb
Standard receiver: 5.1 cm 2 in.	Standard receiver: 5.1 cm 2 in.	Standard receiver: 5.1 cm 2 in.
Green and yellow, camouflage, olive and black	Green and yellow, camouflage, olive and black	Green and yellow, camouflage, olive and black
Yes	Yes	Yes
480 CCA 55 amp @ 7000 rpm, regulated, 660 watts (85 amp @ 7000 rpm, 1020 watts, for HVAC units)	480 CCA 85 amp @ 6000 rpm, regulated, 1020 watts	480 CCA 55 amp @ 7000 rpm regulated, 660 watts
Digital display (gear position, system diagnostic light, speed, rpm, 4WD indicator, rear differential indicator, fuel level, coolant temperature, hour meter, miles, and service interval warning light)	Digital display (gear position, system diagnostic light, speed, rpm, 4WD indicator, rear differential indicator, fuel level, coolant temperature, hour meter, miles, and service interval warning light)	Digital display (gear position, system diagnostic light, speed, rpm, 4WD indicator, rear differential indicator, fuel level, coolant temperature, hour meter, miles, and service interval warning light)
Four cup holders (two additional for cab units) In dash Under seat: 56.69 L 2 cu ft Glovebox: 3.85 L 0.136 cu ft Optional under hood - except for HVAC units or units with dealer-installed heater kit	Two cup holders, under hood, glovebox, under rear seat	Two cup holders, under hood, glovebox, under rear seat
Single-beam halogen (single-beam LED on R Trim)	Single-beam halogen	Single-beam halogen

## Tires and Wheels



**Maxxis BigHorn 2.0 Radials**  
For extreme terrain.  
Front: 27X9-R14, Rear: 27X11-R14



**Terra Hawk ATs**  
All terrain and all purpose, excellent handling and low impact on turf. XUV835/ XUV865 Front: 25X9-12, XUV835/ XUV865 Rear: 25X11-12



**14" Alloy Wheels**  
Customize your Gator UV with these eye-catching wheels. Available in yellow or black.





†The engine horsepower and torque information are provided by the engine manufacturer to be used for comparison purposes only. Actual operating horsepower and torque will be less. Refer to the manufacturer's web site for additional information.

\*\*Features, specs and attachments subject to change without notice. Before operating or riding, always refer to the safety and operating information on the vehicle, and in the Operator's Manual. Actual vehicle top speed may vary based on belt wear, tire selection, vehicle weight, fuel condition, terrain and other environmental factors. Travel responsibly on designated roads, trails or areas, respect the rights of others, and avoid sensitive areas such as meadows, lakeshores, wetlands and streams. This literature has been compiled for worldwide circulation. While general information, pictures and descriptions are provided, some illustrations and text may include finance, credit, insurance, product options and accessories NOT AVAILABLE in all regions. PLEASE CONTACT YOUR LOCAL DEALER FOR DETAILS. John Deere reserves the right to change specification, design and price of the products described in this literature without notice. John Deere's green and yellow color scheme, the leaping deer symbol, and JOHN DEERE are trademarks of Deere & Company.



DSTA80334 (20-10)

[www.JohnDeere.com/Gator](http://www.JohnDeere.com/Gator)

[www.JohnDeere.ca/Gator](http://www.JohnDeere.ca/Gator)

