

# 4 Series | 44 HP – 66 HP Compact Utility Tractors



**STRENGTH AND VERSATILITY. TO THE POWER OF 4.**

New 4M Heavy Duty Tractors. [See page 5.](#)



**JOHN DEERE**



44052M Tractor with a canopy, front loader and wheel weights. **See page 4.**



4044R Tractor with cab, heat and A/C and pallet fork. **See page 8.**



## Table of Contents:

Introduction.....	2-3
4M Tractors.....	4-5
New 4M HD Tractors.....	6-7
4R Tractors.....	8-9
Implements and Attachments.....	10-13
Warranty and Specifications.....	14-15

4066M Heavy Duty with Catagory 2 Implement Versatility. **See page 6.**

# THE POWER OF 4. UNLEASHED.

**Warning:** the power you will find inside these pages may well be the jolt you need to take a drive to your John Deere dealer and sit down in the seat of a 4 Series Compact Utility Tractor. Yes, the new lineup is that powerful. There are 8 models to choose from:

- **The 43.1 HP (31.7 kW) 4044M, 51.5 HP (37.9 kW) 4052M and 65.9 HP (48.5 kW) 4066M Tractors** have power and simplicity. To the power of 4. These open station models feature a standard PowrReverser™ Transmission designed to help make short work of loader work, with an easy forward/reverse lever mounted to the left of the steering column. The standard 4-Wheel Drive and tough Yanmar® diesel engines are essential. Learn all about it on [page 4](#).
- **The new 51.5 HP (37.9 kW) 4052M Heavy Duty and new 65.9 HP (48.5 kW) 4066M Heavy Duty Tractors** are all strength and versatility. To the power of 4. The standard eHydro™ Transmission, four work lights and low Roll Over Protection Structure (ROPS) hinge point on these open station models allow for efficient work in dim, tight spaces while the standard Category 1, 2 Three-point Hitch can fit a wide array of attachments without any costly aftermarket enhancements to switch between the two. Perfect for poultry houses, landscapers, and cow calf operations. Check it out on [page 6](#).
- **The 43.1 HP (31.7 kW) 4044R, 51.5 HP (37.9 kW) 4052R and 65.9 HP (48.5 kW) 4066R Tractors** are top of the line. To the power of 4. You'll get the eHydro Transmission with TwinTouch™ pedals, eThrottle™, SpeedMatch™, LoadMatch™, and Cruise Control for efficiency. The works. All standard. The options are powerful. Starting with the optional Cab with Heat and AC. Check it out on [page 8](#).

## Our powerful dealer network is here too.

Got a question? Can't decide which tractor is right for you? Talk to your local John Deere dealer. Your dealer is knowledgeable about landscaping, husbandry, property care and 4 Series Tractors. Together, you two will find what you need.

Until then, page after page, check out the innovations and exceptional engineering to tackle any task quickly and easily. Or visit us at [JohnDeere.com/4Series](http://JohnDeere.com/4Series) or [JohnDeere.ca/4Series](http://JohnDeere.ca/4Series). Talk to your local dealer today.

# THE 4M TRACTOR

## Strength and Simplicity. To the Power of 4.

4M Tractors deliver dependable, economical power for work on landscape jobs, farms, horse operations, recreational properties and in municipal fleets.

Choose from three open station models. The 43.1 HP (31.7 kW) 4044M, 51.5 HP (37.9 kW) 4052M and 65.9 HP (48.5 kW) 4066M all feature 4-wheel drive and a tough, 4-cylinder Yanmar® diesel engine with an ample torque reserve.

And that's just for starters.



The optional 400E Front Loader transports mulch, soil or gravel. Pave the way.

## What's standard is powerful



**Servicability is strong.**  
A 200-hour oil change interval. A sliding front grill to service the battery and radiator. Convenient spots to check engine and hydraulic oil levels. Power up.



**Planetary final drives** are the same as the design used on our high-horsepower John Deere tractors, offering exceptional reliability by spreading the load over three gears.

## The options are strong.

**The PowrReverser™ transmission.** This 12F/12R gear drive transmission features a reverser lever located by the left side of the steering wheel for direction changes with a foot throttle to free hands for loader work, steering and direction changes.

**Multiple canopy options** to keep cool and dry.

**Folding ROPS (RollOver Protective Structure).** Keep it up and keep safe.

**Great rear hitch capacity.** The big, 15.9 gal/min (60.2 ltr/min) hydraulic pump offers power for fast loader cycles, responsive power steering, heavy 3-point-hitch lifts, and great backhoe performance.



**The optional e-Hydro transmission.** With TwinTouch™ pedals, LoadMatch™, to help prevent stalls if the torque load increases on the engine, MotionMatch™, to control how quickly you accelerate or decelerate and a Cruise Control option. Just like in a car.



**iMatch™ Quick Hitch**  
Hooking up a rear implement? With iMatch™ Quick Hitch simply back in, lift up, lock down, and drive away.



**Canopies**  
Beat the sun and inclement weather. Canopy is installed to the ROPS. Available in metal and ABS plastic.

**John Deere wet disk brakes** are oil-cooled, so they virtually never wear out. And they almost never need adjusting. Work them hard, they can take it.

**Differential Lock** for exceptional traction gets you out of slick spots. Simply step on the foot pedal to send power equally to both rear wheels, which helps if one wheel starts spinning.

# THE 4M HEAVY DUTY TRACTOR

## Strength and Versatility. To the Power of 4.

We looked in dark, small spaces. We searched through muck and mud. And we found a new strength and versatility. Introducing John Deere 4M Heavy Duty Compact Utility Tractors. Choose from two open station, diesel, 4-wheel drive models. The 51.5 HP (37.9 kW) 4052M Heavy Duty and 65.9 HP (48.5 kW) 4066M Heavy Duty Tractor.

The fit in Poultry Houses is a breath of fresh air.  
The utility in cow pastures is powerful.




## What's standard is strong and remarkably versatile

**Independent PTO with modulated engagement.** A modulated, wet disk clutch engages the PTO. Simply pull up on the yellow knob and the PTO gently engages.

**The four work lights.** To illuminate any low light environment. Like a poultry house. For example.

**The big tires with the deep tread.** Designed for work in muck and mud. The lug capacity is strong. For when slipping and sliding is not an option.

**The Category 1, 2 Three-Point Hitch.** Simplifies implement management. Switch out Category 1 Implements and Category 2 Implements quickly and easily without hard-to-manage add-ons.



**The Factory Installed Hydraulics.** Toward the rear and right side for exceptional all-around tractor and implement performance.



**The Roll-over Protection System (ROPS) with a low hinge point.** Lower to clean areas in poultry houses or other low-clearance areas. Raise for your safety.

**The e-Hydro™ Transmission.** With TwinTouch™ forward/reverse pedals, LoadMatch™ to prevent stalls while lifting, SpeedMatch™ to slow max speeds for precision tasks, MotionMatch™ to protect turf from stops and starts, eThrottle™ for fuel efficiency and noise and Cruise Control. Just like a car.



**Rugged, rust and dent-resistant composite hood.**

Leave the dents and rust that expose your engine to the elements to metal hoods.

**The Brush Guard and Front Weight Support.** For protection and to be ready for when you need weight up front to counterbalance heavy implements in the back if your front loader is off.



The 4066M Heavy Duty features 51.9 PTO HP (38.7 kW) and the 4052M Heavy Duty has 40.8 PTO HP (30.5 kW). To power Category 1 or 2 implements.



**Optional 440R Quik-Park Loader.** Easy to attach/detach. The lift capacity at full height measured at the pivot is 2,539 lbs (1,154 kg). That's heavy lifting. Mechanical Self Leveling option available.



**Telescoping draft links.** The lower links can extend, making it easier to line up mounting holes on the tractor and implement.



**Optional John Deere Quik-Knect™.** Click PTO driven implements (115 PTO HP or less) into the back of your tractor quickly and easily. Avoid scraped knuckles.



**Optional Front and Rear Hay Spear.** Two big, round bales. Two feed spots. No problem.

4M Heavy Duty Tractors only

# THE 4R TRACTOR

## The Pinnacle. To the Power of 4.

The tough, 4-cylinder Yanmar® diesel engine powered, 43.1 HP (31.7 kW) 4044R, 51.5 HP (37.9 kW) 4052R and 65.9 HP (48.5 kW) 4066R Tractors have the best of just about everything. The overall benefits of these four-wheel drive tractors reach new heights of engineering excellence.



## The standard features are powerful



**Servicability is strong.** A 200-hour oil change interval. A sliding front grill to service the battery and radiator. Convenient spots to check engine and hydraulic oil levels. Power up.

**Rugged, rust and dent-resistant composite hood.** Leave the dents and rust that expose your engine to the elements to metal hoods.



**The e-Hydro™ Transmission.** With TwinTouch™ forward/reverse pedals, LoadMatch™ to prevent stalls during heavy load applications, SpeedMatch™ to slow max speeds for precision tasks, MotionMatch™ to protect turf from stops and starts, eThrottle™ for fuel efficiency and noise and Cruise Control. Just like a car.





## The options are strong.

### Independent PTO with modulated engagement.

The wet disk clutch engages the PTO. Simply pull up on the yellow knob and the PTO gently engages.

### Folding ROPS (RollOver Protective Structure).

Keep it up and keep safe.

### The open operator station with swivel seat.

Controls are in easy reach. The seat swivels 15 degrees either way, making it easy to check on rear implements.

### HitchAssist™ 3-Point control.

Align an implement from the back of your tractor with controls that creep the tractor backwards or forwards and adjust link positions to connect easily.

**Planetary final drives** are the same as the design used on our high-horsepower John Deere tractors, offering exceptional reliability by spreading the load over three gears.

**John Deere wet disk brakes** are oil-cooled, so they virtually never wear out. And they almost never need adjusting. Work them hard, they can take it.



**The optional ComfortGuard™ Cab with heat and A/C.** Great visibility, low noise, and you control the temperature. The air-ride seat is standard on the 4066R Tractor with a cab. Optional on others.



**The PowrReverser™ Transmission option.** This 12F/12R gear drive transmission features a reverser lever located by the left side of the steering wheel for direction changes with a foot throttle to free hands for loader work, steering and direction changes.




**John Deere Hydraulic Downforce Kit.** Add downward pressure in hard soil conditions.

# IMPLEMENTS AND ATTACHMENTS.

## Versatility. To the Power of 4.

More than 50 implements and hundreds of attachments are ready and waiting. From front loaders, backhoes and wheel rakes to canopies, work lights and batteries, John Deere and Frontier commercial-grade implements along with quality attachments do it all. Hookup is fast and easy, high performance is a given.



Cab with heat and A/C. 4R only. Rear Snow Blower. Front Loader with Snow Push



Telescoping Draft Links



Front and Rear Hay Spear. 4M HD Tractor only.



485A Backhoe with lighting guards and wheel weights.



■ Posthole Diggers



■ Rear Blades



■ Rear Box Blades

**Category 1 implements or Category 2 Implements?** Many landscapers, cow/calf operations and poultry houses use both category 1 and category 2 implements. We offer both. In fact, the category 1, 2 Three Point Hitch on 4M Heavy Duty Tractors make switching between the two categories easy and simplifies inventory management.



■ Landscape Rakes



■ 440R Quik-Park™ Loader

**400E, 440R or the 440R MSL Front Loaders** get it done with an easy-to-attach/detach Quik-Park™ loader or Mechanical Self Leveling (MSL) loader (4Rs only). Heavy-duty buckets, 4-in-1 buckets, pallet forks and snow pushes available. Joystick loader controls are standard on all models.



■ Tillers



■ Rotary Cutters

**The 485A Backhoe** has a full 180-degree bucket rotation, fast cycle times and a bucket digging force of more than 3,700 pounds (1678 kg) with a dig depth of up to 8 ft. 6 in. (2438mm). Buckets range from 12- to 24-inches (305-610mm) wide. The Quik-Tatch™ technology installs or detaches *without removing the 3-point hitch*. A real time-saver.



### Forward Lighting Kit, Rear Work Light and 360° LED Lighting

Enjoy increased visibility when working in low-light conditions. Lights mount to brush guards located on the ROPS.



### Wheel Spacers (140 mm)

Widens the wheelbase for stability and a smooth ride when working on uneven ground and hillsides.



### Additional Selective Control Valves and Power Beyond Kits\*

Add rear implements with hydraulic functions like blades, snow blowers and a backhoe with a third, fourth or fifth SCV and Power Beyond Kit.

\*For backhoes and wood chippers.



### Lighting Brush Guard Kits (Two Guards)

Available for both the warning lights and LED lighting options.



### Quik-Tatch Weights, 42 lb (19.1 kg) and 70 lb (32.7 kg)


Add some extra weight to the front of the machine easily and securely with Quik-Tatch weights.



### Front Fenders And Rear Fender Extensions

Keep it clean by protecting yourself, the tractor and the implements from debris flying off the tractor tires.

For Front Fenders and Rear Fender Extensions. 4R Only



### Engine Coolant and Transmission Oil Heaters

For cold weather operation, be ready with these kits to warm your machine.



### Rear Wheel Weights

Weight for ballast to improve performance and safety.



### Front Hitch


Add a category 1 front hitch to easily connect and disconnect a front non-PTO driven implement.

4M and 4R only



### Mirror Kits

For greater visibility of what's behind you while focusing on what's ahead.



### Top And Tilt Kit

Allows hydraulic positioning, left/right and forward/backward, from the operators seat using the loader joystick. Ideal for use in box blade or rear blade applications.



### Hood Guard

Add extra protection to the front of your tractor.



### Ballast Box

Enhance loader performance in all conditions with correct ballasting with this heavy-duty box.

Optional ballast box extension available for category 1 boxes.

## HELP YOURSELF

Our full list of implements and attachments would rival the longest to-do list. Let [TipsNotebook.com](http://TipsNotebook.com) show you how to use them.



## Maintenance Parts



### Filter Pak

The key to do it yourself maintenance when it comes to changing your tractor filters.



### Plus-50™ II Oil

The only engine oil you really ever need on the farm, in the field, or on the highway.



### Batteries

John Deere StrongBox™ Batteries and high performance batteries are a versatile, reliable solution. Economy options available.



### Hy-Gard Hydraulic/ Transmission Oil™

Provides the best performance and wear protection for John Deere hydraulic and transmission systems. Formulated with friction modifiers that provide smooth clutch engagement and high braking capacity with minimum chatter.



## POWERGARD™ PROTECTION PLANS\*

Protect your 4 Series Tractor with a PowerGard Protection Plan. It provides parts and labor coverage up to five years beyond your manufacturer's warranty. And if you sell your machine before the coverage term ends, the remaining coverage is fully transferable to the next owner—adding value to your resale or trade-in. Talk to your dealer for details.

Or visit us online.

\* Certain limitations and exclusions may apply. For complete terms and conditions, please refer to [www.johndeere.com/pppr](http://www.johndeere.com/pppr) or [www.johndeere.ca/pppr](http://www.johndeere.ca/pppr).

## John Deere Financing

In the world of loader work, digging trenches, clearing ground, leveling driveways, putting in fences, sweeping sidewalks and caring for livestock and crops, you can count on John Deere Financial. Just like John Deere Tractors, our roots run deep in some of the healthiest, high producing fields and farms in the world and we're proud of the long-standing relationships we have with small farmers and large farming operations alike.

The lay of the land of commercial landscapers, sports turf complexes, golf courses, municipalities and federal governments are no strangers to us either. Let's dig in. Put the strength and flexibility of John Deere Financing behind your purchase. We know the landscape you work in and we're committed to helping you get what you need.

You can bank on it.

US: [JohnDeere.com/4Series](http://JohnDeere.com/4Series)

CA: [JohnDeere.ca/4Series](http://JohnDeere.ca/4Series)

# SPECIFICATIONS

	4044M	4052M	4066M	4052M HEAVY DUTY	4066M HEAVY DUTY
<b>ENGINE</b>	Yanmar® 4TNV88C-MJT	Yanmar® 4TNV86CT-MJT	Yanmar® 4TNV86CHT-MJT	Yanmar® 4TNV86CT-MJT	Yanmar® 4TNV86CHT-MJT
Type	Naturally-aspirated 4-cylinder Diesel	Turbocharged 4-cylinder Diesel	Turbocharged 4-cylinder Diesel	Turbocharged 4-cylinder Diesel	Turbocharged 4-cylinder Diesel
HP (Kw)*	43.1 (31.7)	51.5 (37.9 )	65.9 (48.5 )	51.5 (37.9 )	65.9 (48.5 )
PTO HP Gear Transmission – hp(Kw)	34.6 (25.8)	42.2 (31.4)	58 (53.2)	–	–
PTO HP Hydro Transmission – hp(Kw)	33.6 (25.0)	41.2 (30.7)	57 (42.5)	4052 PTO HP - 30.5 kW (40.8 hp)	4066 PTO HP - 38.7 kW (51.9 hp)
Engine Displacement cu in. (L)	133.5 (2.189)	127.6 (2.091)	127.6 (2.091)	127.6 (2.091)	127.6 (2.091)
<b>ELECTRICAL</b>					
Battery Power	770 CCA	770 CCA	770 CCA	770 CCA	770 CCA
Alternator	75 A	75 A	75 A	75 A	75 A
<b>HYDRAULICS</b>					
Type	Open Center	Open Center	Open Center	Open Center	Open Center
Pump Type	Dual Independent	Dual Independent	Dual Independent	Dual Independent	Dual Independent
Remote Control Valves	3/4/5 optional	3/4/5 optional	3/4/5 optional	Power Beyond optional	Power Beyond optional
Total Capacity gpm (l/min)	15.9 (60.2)	15.9 (60.2)	15.9 (60.2)	15.9 (60.2)	15.9 (60.2)
<b>TRANSMISSION</b>					
Standard Transmission	12F/12R PowrReverser™	12F/12R PowrReverser™	12F/12R PowrReverser™	3F/3R Electronic Hydrostatic	3F/3R Electronic Hydrostatic
Electronic Hydrostatic Optional for 4M and 4R	3F/3R Hydrostatic	3F/3R Hydrostatic	3F/3R Hydrostatic	–	–
Final Drive	Planetary	Planetary	Planetary	Planetary	Planetary
Brakes	Wet Disk	Wet Disk	Wet Disk	Wet Disk	Wet Disk
Steering	Power	Power	Power	Power	Power
Clutch	Wet disk, PowrReverser	Wet disk, PowrReverser	Wet disk, PowrReverser	–	–
4WD	Standard MFWD	Standard MFWD	Standard MFWD	Standard MFWD	Standard MFWD
<b>PTO</b>					
PTO Type	Independent 540	Independent 540	Independent 540	Independent 540	Independent 540
PTO Locations	Rear	Rear	Rear	Rear	Rear
Economy PTO	No	No	No	No	No
<b>REAR HITCH</b>					
Type	Category 1	Category 1	Category 1	Category 1/2	Category 1/2
Lift Capacity (24 in. behind link arms)	2,500 lb. (1,135 kg)	2,500 lb. (1,135 kg)	2,500 lb. (1,135 kg)	2,500 lb. (1,135 kg)	2,500 lb. (1,135 kg)
Lift Capacity (At link ends)	3,130 lb. (1,420 kg)	3,130 lb. (1,420 kg)	3,130 lb. (1,420 kg)	3,130 lb. (1,420 kg)	3,130 lb. (1,420 kg)
<b>OPERATING WEIGHT</b>					
OOS (Open Operator Station)	3,770 lb. (1,710 kg)	3,770 lb. (1,710 kg)	3,770 lb. (1,710 kg)	4,255 lb (1,934 kg)	4,255 lb (1,934 kg)
Cab	–	–	–	–	–
<b>STANDARD TIRES**</b>					
Front	8-16 (6PR, R1 Bar, 2 Position)	8-16 (6PR, R1 Bar, 2 Position)	8-16 (6PR, R1 Bar, 2 Position)	31.5x13-16.5 (10PR, R4 Industrial, 2 Position)	31.5x13-16.5 (10PR, R4 Industrial, 2 Position)
Rear	13.6x28 R1	13.6x28 R1	13.6x28 R1	16.9-24 R4	16.9-24 R4
Roll Over Protective Structure	Folding	Folding	Folding	Folding	Folding
ComfortGard™ Cab	No	No	No	No	No
Air Ride Seat	No	No	No	No	No
Wheelbase	73 in. (1,855 mm)	73 in. (1,855 mm)	73 in. (1,855 mm)	73 in. (1,855 mm)	73 in. (1,855 mm)

4044R	4052R	4066R
Yanmar® 4TNV88C-MJT	Yanmar® 4TNV86CT-MJT	Yanmar® 4TNV86CHT-MJT
Naturally-aspirated 4-cylinder Diesel	Turbocharged 4-cylinder Diesel	Turbocharged 4-cylinder Diesel
43.1 (32.1)	51.5 (37.9)	65.9 (48.5)
34.6 (25.8)	42.2 (31.4)	58 (53.2)
33.6 (25.0)	41.2 (30.7)	57 (42.5)
133.5 (2.189)	127.6 (2.091)	127.6 (2.091)
770 CCA	770 CCA	770 CCA
75 A	75 A	75 A
Open Center	Open Center	Open Center
Dual Independent	Dual Independent	Dual Independent
3/4/5 optional	3/4/5 optional	3/4/5 optional
15.9 (60.2)	15.9 (60.2)	15.9 (60.2)
3F/3R Hydrostatic	3F/3R Hydrostatic	3F/3R Hydrostatic
12F/12R PowrReverser™	12F/12R PowrReverser™	12F/12R PowrReverser™
Planetary	Planetary	Planetary
Wet Disk	Wet Disk	Wet Disk
Power	Power	Power
Wet disk, PowrReverser	Wet disk, PowrReverser	Wet disk, PowrReverser
Standard MFWD	Standard MFWD	Standard MFWD
Independent 540	Independent 540	Independent 540
Rear	Rear	Rear
Optional	Optional	Optional
Category 1	Category 1	Category 1
2,500 lb. (1,135 kg)	2,500 lb. (1,135 kg)	2,500 lb. (1,135 kg)
3,130 lb. (1,420 kg)	3,130 lb. (1,420 kg)	3,130 lb. (1,420 kg)
3,770 lb. (1,710 kg)	3,770 lb. (1,710 kg)	3,770 lb. (1,710 kg)
4,675 lb. (2,120 kg)	4,675 lb. (2,120 kg)	4,675 lb. (2,120 kg)
8-16 (6PR, R1 Bar, 2 Position)	8-16 (6PR, R1 Bar, 2 Position)	8-16 (6PR, R1 Bar, 2 Position)
13.6x28 R1	13.6x28 R1	13.6x28 R1
Folding	Folding	Folding
Optional	Optional	Optional
Optional with cab	Optional with cab	Optional / Standard on cab
73 in. (1,855 mm)	73 in. (1,855 mm)	73 in. (1,855 mm)

\*Manufacturer's estimate of engine power 97/68/EC rated power (gross), hp (kW) \*\*Additional tire options available. See dealer for details.

## The Augusta Georgia Factory

All 4 Series Tractors are **designed, assembled, tested and distributed** out of our Augusta Georgia Factory.

Learn more about how we run at [JohnDeere.com/4Series](http://JohnDeere.com/4Series) or [JohnDeere.ca/4Series](http://JohnDeere.ca/4Series).



## 6-YEAR / 2,000 HOUR LIMITED POWERTRAIN WARRANTY

We're backing these tractors with a reliable 6-Year Powertrain Warranty.<sup>1</sup> It's standard, comes at no cost, and covers both residential AND commercial use. It's just one more reason why—Nothing Runs Like a Deere.™

<sup>1</sup>All Compact Utility Tractors purchased new from an authorized John Deere Dealer come standard with a 6 year/2000 hour (whichever comes first) Powertrain Warranty. See the Limited Warranty for New John Deere Turf & Utility Equipment at dealer for details.



NOTHING RUNS LIKE A DEERE.™ | RUN WITH US.

Search "John Deere 4 Series" for more

US: [JohnDeere.com/4Series](https://www.johndeere.com/4Series)

CA: [JohnDeere.ca/4Series](https://www.johndeere.ca/4Series)

This literature has been compiled for worldwide circulation. While general information, pictures and descriptions are provided, some illustrations and text may include finance, credit, insurance, product options and accessories NOT AVAILABLE in all regions. PLEASE CONTACT YOUR LOCAL DEALER FOR DETAILS. John Deere reserves the right to change specification, design and price of the products described in this literature without notice. John Deere's green and yellow color scheme, the leaping deer symbol, and JOHN DEERE are trademarks of Deere & Company. Model/items shown may not be exactly as shown.

DSAA76630US Litho in U.S.A. (20-02)